



# STANDARD ALIGNMENT

Optimized for speed and efficiency

**NEW**



Easy and safe wheel adapters



Capable WinAlign® Lite software



High durability, high uptime



Comprehensive vehicle coverage



# QUICKGRIP® WHEEL ADAPTORS & HIGH-DEFINITION TARGETS

Hunter's patented QuickGrip® adaptors and high-definition targets accelerate service with setup times in seconds instead of minutes.



**PATENTED**

## Super fast installation

- ✓ Spring-loaded arms grip the tyre
- ✓ Thumb switch secures the clamp



**PATENTED**

## Revolutionary adaptor design

- ✓ Faster setups
- ✓ No knob twisting



**PATENTED**

## Quick-change hooks

- ✓ Interchangeable arms cover up to 940 mm (37 in.) assemblies



**PATENTED**

## Avoid damage to expensive rims

- ✓ Grips tyre, not rim
- ✓ No metal-to-metal contact



**PATENTED**

## Low maintenance


- ✓ Shop-tough to withstands drops
- ✓ No electronics, cables or necessary calibration



**PATENTED**

## Deep-wheel extension


- ✓ Deep rims or protruding hubs, no problem
- ✓ Standard accessory



**PATENTED**

## Less weight

- ✓ Weighs only 3.3 kg (7.4 lbs.)
- ✓ Nearly 40% lighter



## QuickComp™

- ✓ Compensate all wheels and capture initial measurements in one motion



# ALIGNMENT MEASUREMENTS IN JUST MINUTES

WinAlign® Lite alignment systems using HawkEye® digital imaging technology offers shops alignment service optimized for speed and efficiency with simple operation and low cost of ownership.

Digital cameras measure the position and orientation of the wheels with pinpoint accuracy using reflective targets.

## Select the vehicle

- ✓ Recall specifications




## Measure angles

- ✓ Install targets
- ✓ Capture measurements
- ✓ Review "before" results



## Make adjustments

- ✓ Follow the adjustment instructions
- ✓ Print before-and-after results



## Present your results

- ✓ Sell more alignments
- ✓ Generate greater profits



*Camera height is easily adjusted from the side of the unit.*

## Perform alignments at ANY height

The versatility of the HawkEye® digital imaging technology allows shops to perform alignments on the floor or at any lift height.



**PATENTED**

## Reduce long-term cost of ownership

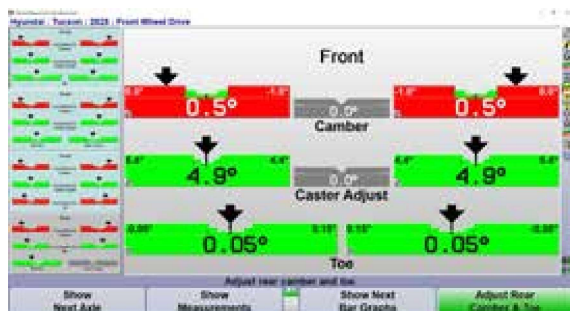
The reflective wheel targets provide a low cost of ownership and require virtually no maintenance.

- ✓ No electronics at the wheel
- ✓ No cables or batteries
- ✓ No downtime from accidental drops



Increase productivity

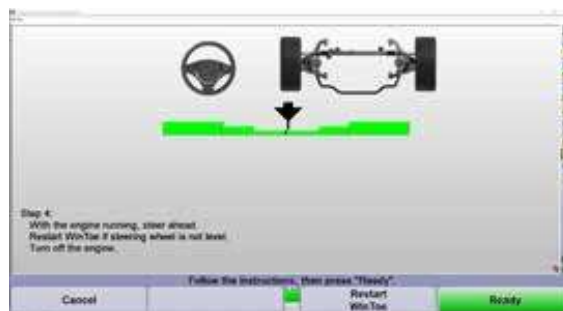
# POWERFUL SOFTWARE FEATURES



STANDARD

## Live Bar Graph Measurements

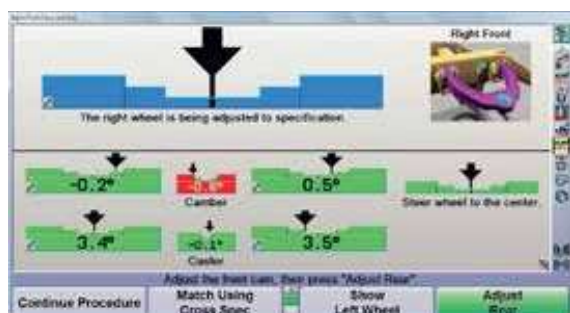
See live measurements and perform adjustments with ease using large, color coded bar graphs in standard and customizable views.



EXCLUSIVE

## WinToe® adjustments


Ensure a straight steering wheel every time without repeated adjustments or using a steering wheel holder.



STANDARD

## Power tools

Advanced adjustments made easy with built in Power Tools to guide the way for control arms, bushings, shims, and wheel off adjustments.

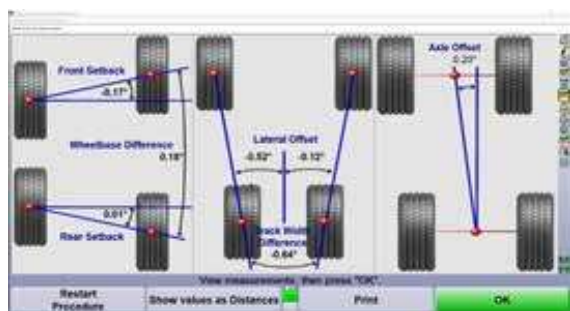


Integrated measurement input with optional handheld inclinometer

NEW STANDARD

## Ride Height spec coverage

Easily obtain ride height based alignment specifications for BMWs, Mercedes-Benz, Peugeot, and more with built in calculations plus optional inclinometer tool.



STANDARD

## Advanced Measurements

Get a full picture of the vehicle's wheelbase and track width measurements plus wheelbase setbacks and track width offsets to properly diagnose and align vehicles.



STANDARD

## Front axle only measurement option

Quickly perform basic, front end alignments by only mounting the front axle targets. No rear target mounting required.


Find the right package for every shop

# WINALIGN® LITE CONFIGURATIONS\*

## Sensor options



**CAMERAS WITH  
QUICK GRIP ADAPTERS  
(HS223)**



**CAMERAS WITH  
SELF-CENTERING ADAPTERS  
(HS221)**




**CONVENTIONALS WITH  
SELF-CENTERING ADAPTERS  
(DSP700)**

## Camera Sensor Configurations



**CABINET MOUNT (CM)**

Serves multiple alignment bays and provides a full range of travel for additional lift height.




**MANUAL LIFT (ML)**

Provides a full range of vertical travel for additional lift height.



**FIXED COLUMN (FC)**

Suitable for specific vehicle alignment height ranges such as pits.



**WALL MOUNT (WM)**

Enable the optimal use of available space.

## Options and Accessories



**FULLY INTEGRATED  
ALIGNMENT**

Automatically lock and unlock Hunter turnplates and slipplates with integrated aligner.



**HANDHELD REMOTE**

Save time and effort with remote control around the shop bay.



**CODELINK®**

Perform steering system resets for supported vehicles.



**REMOTE INDICATOR**

See adjustments live when working under the vehicle rear.

\* Refer to product specification sheets for more details:  
AS08243-00 (HS223), 7025-TE (HS221), 6089-TE (DSP700).